

 viewpavers

by  viewgres®
north america



Outdoor Living Collections

www.viewpavers.com

Ivory



 **viewpavers**

Reefstone captures the unique characteristics of stone from Australia's coastal regions.

Reefstone

Grey - 24" x 24" (60 x 60cm)



Mixed blend: Ivory - 24" x 36" (60 x 90cm), Light Coffee - 24" x 24" (60 x 60cm) & Nero - 12" x 24" (30 x 60cm)

Silver



Grey




Nero



Light Coffee



Silver 24" x 24" (60 x 60cm)



Silver - Installed using our pedestal system - 24" x 24" (60 x 60cm)



Grey - 24" x 36" (60 x 90cm)



Ivory - 24" x 24" (60 x 60cm) & 24" x 36" (60 x 90cm) on patio and walls



Ivory



Silver



Grey

Ivory



viewpavers



Ivory - 24" x 24" (60 x 60cm)

Classically elegant Travertine marble...
...reengineered for carefree livability

Travertine



Navona - 24" x 24" (60 x 60cm) &
custom cut 12" x 12" (30 x 30cm)

Navona



Silver



Silver - 12" x 24" (30 x 60cm) & 24" x 24" (60 x 60cm)

A new dimension in outdoor paving options. Made from high-grade porcelain, these unique paving slabs meet uncompromising standards of durability, stain resistance and require no maintenance or sealing. The wide range of modular sizes allows you to create multiple patterns adding a customized look to your project.

Viewgres has been pioneering 2cm porcelain technology since 2009 with commercial and residential installations in climatically challenging environments worldwide. Proprietary patented processes were developed to maximize recycled content while maintaining uniformity throughout the slab. The highest-grade materials are fired at 2240°F yielding a superior density with unmatched performance characteristics.

The range of designs was inspired by nature. Building blocks of civilization like Travertine, Quartz and Reefstone are painstakingly replicated and are almost indiscernible from their natural counterparts. Form and function are in total harmony with these unique paving slabs.

Perfect for:

- Driveways
- Hotels
- Entranceways
- Pool decks
- Patios
- Promenades
- Public Spaces
- Steps
- Walkways

Viewpavers meet or exceed U.S. & International technical standards



Easy Installation – Viewpavers are specifically designed for quick and easy installation with multiple setting options.



Resistant – High compressive strength and ultra-low absorption rates create a dense surface that resists mold, moss, dirt and staining.



Skid-resistant – Structured paver top textures feature non-slip surfaces contributing to superior safety conditions.



Color Durability – Our extensive selection of color, fused by vitrification, becomes an integral part of the actual porcelain surface and is not affected by external elements.



Freeze Resistant – 100% frost-free at temperatures as low as -60°F.



Durable – Pavers withstand loads of up to 2,200 lbs. and are engineered for reduced breakage.



Stylish – Available in a diverse range of contemporary colors and designs.



Modular Design – Viewpavers are precision rectified for ease of installation and to allow for creative designs utilizing multiple size slabs in homogeneous patterns.



Light Weight – 37 lbs. for the 24" x 24" paver permit easy installation, removal and serviceability (excluding adhered installations).



Easy to clean – Standard household cleaners can be used on Viewpavers which may also be pressure washed with a low pressure washing device.



Size Uniformity – All slabs are precision rectified to insure consistency and expedite the installation process.



Impermeable – De-icing salts and other equivalent materials can be used without concerns.



Ramp Skid Coefficient – Barefoot Ramp, Shod Ramp and Pendulum Friction tested. Rated R-11.



SRI Value – ASTM E903 – 35 to 67

Creative patterns, styles and colors...
... to realize your design vision

Available sizes in 3/4" (2 cm)*

1.		4.
2.	3.	5.

- 12" x 24" (30 x 60cm)
- 24" x 24" (60 x 60cm)
- 24" x 36" (60 x 90cm)
- 12" x 48" (30 x 120cm)
- 24" x 48" (60 x 120cm)

*Product selection may vary.
Consult sales office for current inventory.

A. 1- 12" x 24" – 50% (30 x 60cm) 1- 24" x 24" – 50% (60 x 60cm)	B. 1- 24" x 24" – 50% (60 x 60cm) 1- 24" x 36" – 50% (60 x 90cm)	C. 2- 24" x 36" – 100% (60 x 90cm)
D. 6- 12" x 24" – 54.5% (30 x 60cm) 3- 24" x 24" – 27.3% (60 x 60cm) 2- 24" x 36" – 18.2% (60 x 90cm)	E. 1- 12" x 24" – 33.3% (30 x 60cm) 1- 24" x 24" – 33.3% (60 x 60cm) 1- 24" x 36" – 33.3% (60 x 90cm)	F. 4- 12" x 24" – 44.4% (30 x 60cm) 1- 24" x 24" – 11.2% (60 x 60cm) 4- 24" x 36" – 44.4% (60 x 90cm)
G. 11- 12" x 24" – 55% (30 x 60cm) 2- 24" x 24" – 10% (60 x 60cm) 7- 24" x 36" – 35% (60 x 90cm)	H. 8- 12" x 24" – 40% (30 x 60cm) 8- 24" x 24" – 40% (60 x 60cm) 4- 24" x 36" – 20% (60 x 90cm)	I. 6- 12" x 24" – 54.5% (30 x 60cm) 3- 24" x 24" – 27.3% (60 x 60cm) 2- 24" x 36" – 18.2% (60 x 90cm)
J. 3- 12" x 24" – 33.3% (30 x 60cm) 3- 24" x 24" – 33.3% (60 x 60cm) 3- 24" x 36" – 33.3% (60 x 90cm)	K. 1- 12" x 24" – 33.3% (30 x 60cm) 1- 24" x 24" – 33.3% (60 x 60cm) 1- 24" x 48" – 33.3% (60 x 120cm)	L. 2- 12" x 24" – 40% (30 x 60cm) 1- 24" x 24" – 20% (60 x 60cm) 1- 12" x 48" – 20% (30 x 120cm) 1- 24" x 48" – 20% (60 x 120cm)
M. 1- 24" x 24" – 33.3% (60 x 60cm) 1- 24" x 36" – 33.3% (60 x 90cm) 1- 12" x 48" – 33.3% (30 x 120cm)	N. 1- 24" x 24" – 20% (60 x 60cm) 3- 12" x 48" – 60% (30 x 120cm) 1- 24" x 48" – 20% (60 x 120cm)	O. 1- 12" x 24" – 20% (30 x 60cm) 1- 24" x 24" – 20% (60 x 60cm) 1- 24" x 36" – 20% (60 x 90cm) 1- 12" x 48" – 20% (30 x 120cm) 1- 24" x 48" – 20% (60 x 120cm)

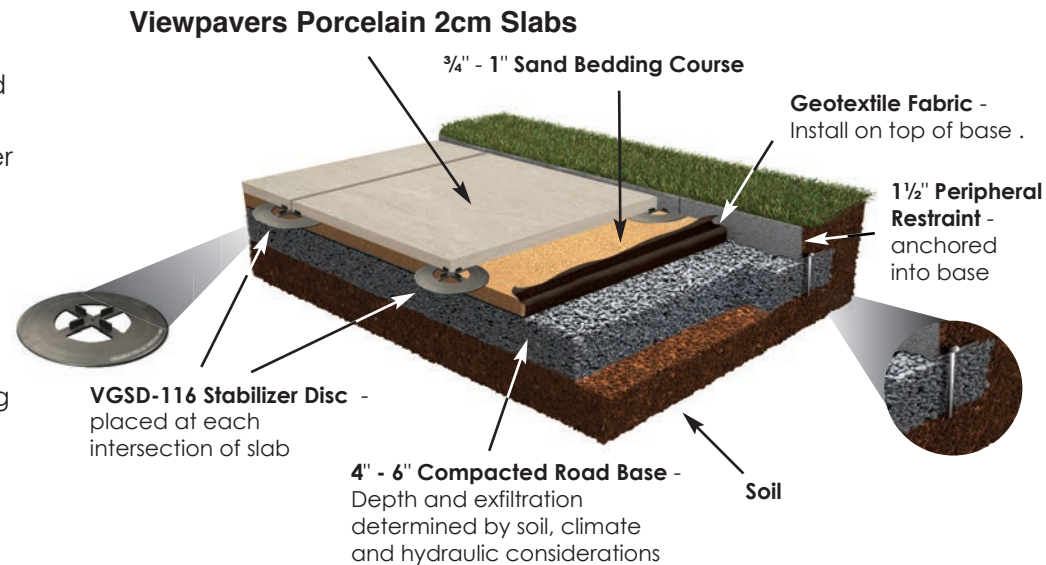
Compacted Sand • Gravel • Concrete • Grass • Pedestals



Compacted Sand & VGSD-116 Installation

Guidelines:

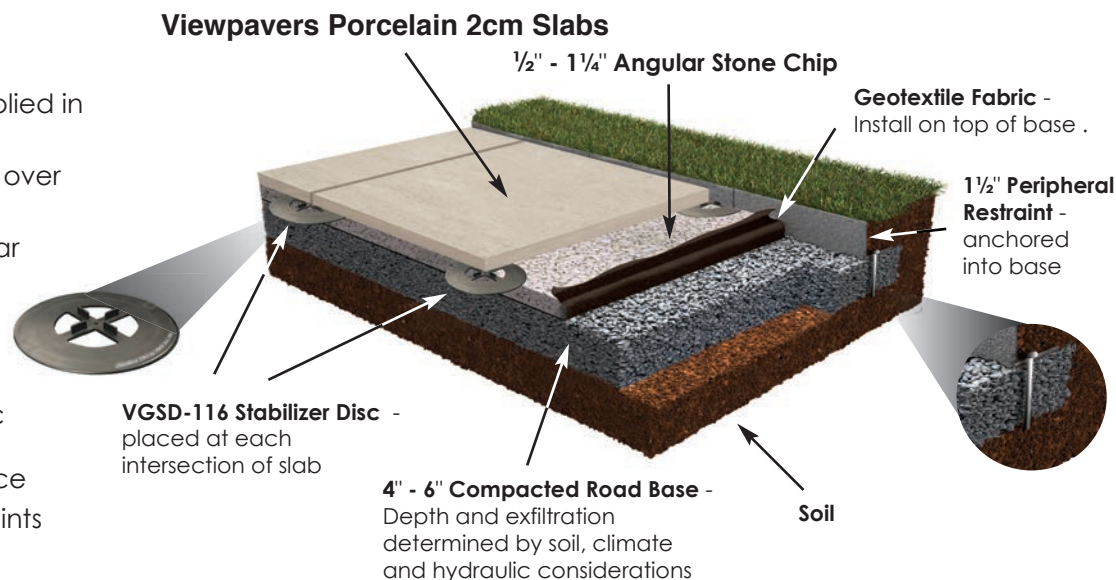
- Compacted road base applied in two layers to insure stability
- Geotextile fabric is installed over road base
- Create a layer of sand bedding course to a depth of between 3/4" – 1" thick to a level surface
- Using recommended SD-116 stabilizer/spacer disc place VG slabs maintaining a consistent 4 mm joint space
- Brush polymeric sand into joints



Angular Stone Chip & VGSD-116 Installation

Guidelines:

- Compacted road base applied in two layers to insure stability
- Geotextile fabric is installed over road base
- Create a layer of 1/4" angular stone chip to a depth of between 3/4" – 1" thick to a level surface
- Using recommended SD-116 stabilizer/spacer disc place VG slabs maintaining a consistent 4 mm joint space
- Brush polymeric sand into joints



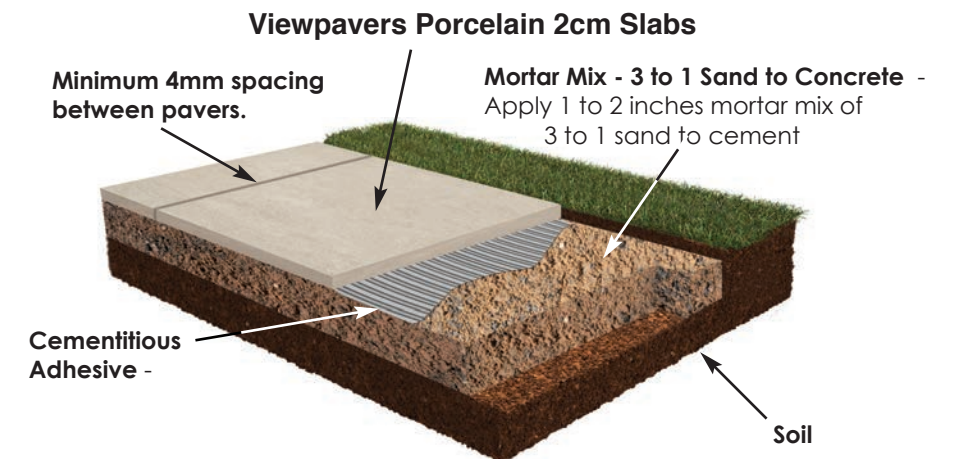
Caution - NEVER compact Viewpavers Porcelain Pavers with a plate compactor.

Wet Set Installation

3 parts Sand to 1 part Concrete Mix Base Installation with Adhesive

Guidelines:

- Excavate area 3 to 4 inches deep
- Apply 1 to 2 inches mortar mix: 3 parts sand to 1 part cement
- Be sure to make a 2 degree pitch away from all buildings
- Allow a minimum 4mm, 1/8" to 3/8" space for all joints using spacers
- Use Cementitious Adhesives to secure tiles to 3 to 1 mix
- Water joints and use polymer sand to fill joints. Brush in, and remove excess. Use joint tool for clean, smooth joints

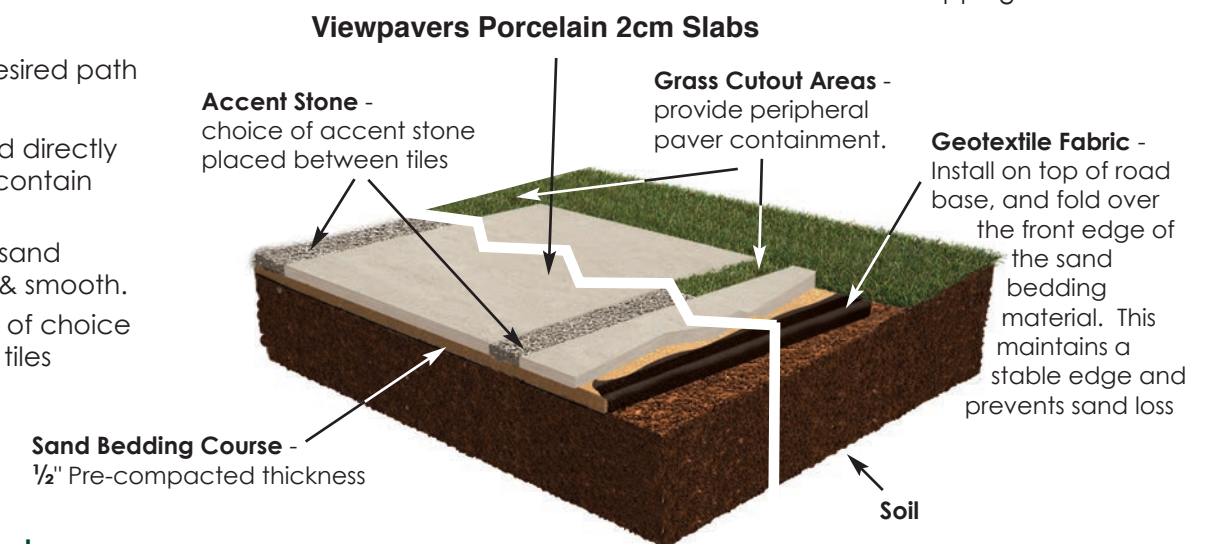


Stepping Stone Installation

Stepping Stone Sand Set

Guidelines:

- Remove grass for desired path
- Placed on level soil
- Geotextile is installed directly on top of grade to contain bedding sand
- 1/2" Pre-compacted sand thickness screened & smooth.
- Place accent stone of choice or grass in between tiles

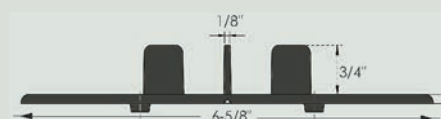


Accessories:

Height Adjustable Pedestal




Stabilizer Disc SD116 – 6-5/8"



Bullnosed Tread & Trim

12" x 24" (30 x 60cm)
12" x 48" (30 x 120cm)



Viewpavers are designed to endure extreme wear and weather with ease

- Ease of installation
- Highly stain resistant
- Frost proof
- Never needs sealing
- Up to 42% recycled content
- No efflorescence
- Wide range of sizes and textures

Product Ordering Codes

Style & Color	12 X 24" (30 X 60 X 2cm)	24 X 24" (60 X 60 X 2cm)	24 X 36" (60 X 90 X 2cm)	12 X 48" (30 X 120 X 2cm)	24 X 48" (60 X 120 X 2cm)
Travertine Ivory	TR2361A	TR2661A	TR2691A	TR2321A	TR2121A
Travertine Navona	TR2365A	TR2665A	TR2695A	TR2325A	TR2125A
Travertine Silver	TR2366A	TR2666A	TR2696A	TR2326A	TR2126A
Quartz Ivory	QU2361A	QU2661A	QU2691A	QU2321A	QU2121A
Quartz Silver	QU2365A	QU2665A	QU2695A	QU2325A	QU2125A
Quartz Grey	QU2366A	QU2666A	QU2696A	QU2326A	QU2126A
Reeftstone Ivory	RF2361A	RF2661A	RF2691A	RF2321A	RF2121A
Reeftstone Light Coffee	RF2364A	RF2664A	RF2694A	RF2324A	RF2124A
Reeftstone Silver	RF2365A	RF2665A	RF2695A	RF2325A	RF2125A
Reeftstone Grey	RF2366A	RF2666A	RF2696A	RF2326A	RF2126A
Reeftstone Black	RF2369A	RF2669A	RF2699A	RF2329A	RF2129A

Warranty

- Viewpavers are manufactured to meet or exceed the highest industry standards. All of our products are warranted to perform to the levels identified in our technical specification sheet.
- No claims for visual defects will be honored after installation. Carefully inspect all tiles and contact your distributor for replacement materials if product is unsatisfactory.
- Warranty applies only to original purchaser and in initial installation and location, whether direct purchase or through a builder, developer, installer or retailer.
- Viewpavers obligation under this warranty covers only the replacement of slab/tile product that has failed to perform to standards. Labor and/or remuneration of installation site are excluded from this warranty.
- Warranty is invalidated if tile is not maintained properly or is subject to abuse or improper application.
- This warranty only applies to factory-supplied material. Alteration to original specifications will void this warranty.
- Damages caused by acts of God, job site conditions, structural movement, acts of vandalism or accidents are not covered by this warranty.
- In the event of determination of defect by a Viewpavers approved inspector, the option to repair or replace the material will be made. If replacement is necessary, exact color matching cannot be assured. If the item is discontinued at that time, the customer will select an alternative from current product range of equal value.
- This warranty does not apply to any failures due to improper installation method. Claim submittal must be accompanied by proof of purchase in the form of an original invoice showing the owner and their residence or contractor.

Distributed By:



Recognized leader in porcelain technology
www.viewpavers.com

by viewgres®