


Allan Block Retaining Walls

Color Guide



allanblock.com

Allan Block Collections

AB® Collection

Retaining Walls

Choose your product and color section from the available Allan Block Collections. For additional information visit allanblock.com. Contact local representative for availability and exact specifications, sizes and colors for all Allan Block products.

Every effort has been made to accurately represent the colors. However, the colors may vary slightly due to the concrete manufacturing process or this printing process. We recommend viewing actual color samples as you make your color selection.



**AB Classic, AB Stone &
AB Vertical**
Approx. 1 blk/ft²
8 in. H x 12 in. D x 18 in. L
75 lbs



AB Jumbo Junior
Approx. 2 blk/ft²
8 in. H x 9.5 in. D x 9 in. L
35 lbs



AB Lite Stone
Approx. 2 blk/ft²
4 in. H x 12 in. D x 18 in. L
35 lbs



AB Junior Lite
Approx. 4 blk/ft²
4 in. H x 12 in. D x 9 in. L
18 lbs



AB Corner
8 in. H x 8 in. D x 16 in. L
55 lbs



AB Capstone
4 in. H x 12 in. D x 18 in. L
55 lbs

AB Classic available in blended colors.
AB Vertical available in solid colors.



Autumn Blend




Malvern Blend



Shadow Blend



Burgundy Blend



Brown F-47



Charcoal F-48



Chestnut F-50

Available in AB Classic only

Available in AB Vertical only

Available in AB Vertical only

Available in AB Vertical only

Visit allanblock.com to find information on how to plan, design and build your project with Allan Block.

Allan Block Collections

AB Europa® Collection

Retaining Walls



AB Dover
Approx. 1 blk/ft²
8 in. H x 10.5 in. D x 18 in. L
80 lbs



AB Palermo
Approx. 2 blk/ft²
8 in. H x 9.5 in. D x 9 in. L
35 lbs



AB Barcelona
Approx. 2 blk/ft²
4 in. H x 10.5 in. D x 18 in. L
40 lbs



AB Barcelona
Approx. 2 blk/ft²
4 in. H x 10.5 in. D x 18 in. L
40 lbs



AB Corner
4 in. H x 11 in. D x 18 in. L
55 lbs



AB Barcelona
4 in. H x 8 in. D x 16 in. L
50 lbs

AB Courtyard Collection®

Seating/Patio Walls



AB Dublin
Approx. 1.5 blk/ft²
6 in. H x 7 in. D x 16.5 in. L
40 lbs



AB York
Approx. 3 blk/ft²
6 in. H x 7 in. D x 7.5 in. & 9 in. L
20 lbs




AB Corner Block
6 in. H x 7 in. D x 15 in. & 15.5 in. L
42 lbs



AB Wall Cap
3.5 in. H x 10 in. D x 7 in. & 9.25 in. L
22 lbs



AB Post Cap
3.0 in. H x 12 in. D x 24 in. L
70 lbs
Two caps needed per post



AB Fence Post Cap
5 in. H x 12 in. D x 18 in. L
60 lbs
Can be used for panel caps



Autumn Blend



Autumn Blend




Malvern Blend



Malvern Blend



Shadow Blend



Shadow Blend

Visit allanblock.com to find information on how to plan, design and build your project with Allan Block.



The Concrete Solution for Better Building



3 Locations



Headquarters

1776 Chester Pike
Crum Lynne, PA 19022
Ph: 610-833-1100 Fax: 610-833-5347



Exton Plant

201 S. Phoenixville Pike
Malvern, PA 19355
Ph: 610-363-6290 Fax: 610-594-0405



Trevese Plant

247 Sterner Mill Road
Trevese, PA 19053
Ph: 215-355-6160 Fax: 215-953-9735

Crum Lynne I-95 & I-476

Exton Rt. 30 & Rt. 202

Trevese I-276 & Rt. 1

3 Plants
and Offices

Strategically located
to serve you



allanblock.com