

Designer Ground Face

Precision equipment and total quality control create the ultra smooth finish of our ground face CMU. Custom colors in all shapes and sizes can be made for interior or exterior applications.


Designer Series is also available in:

- Split Face
- Split Fluted
- Split Brick
- Two Tone Blends
- Smooth Face
- Blast Finish
- Scored
- Roman Stone


DESIGNER GROUND FACE STANDARD COLORS



F-513




F-514



F-515




F-516



F-517




F-518



F-519




F-520




F-521



F-522



F-523



F-524